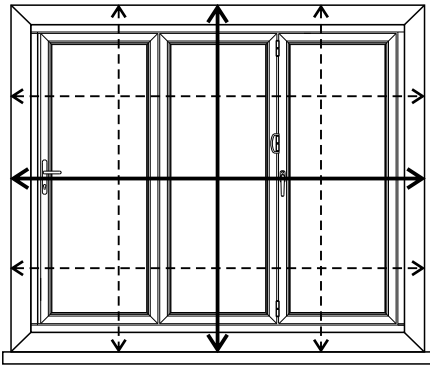
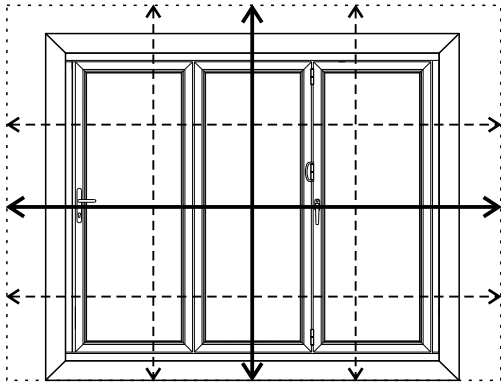


# How to measure



## INSIDE RECESS (for opening out doors only)

- 1 - Measure inside width in several places, particularly at the top of the recess.
- 2 - Measure inside drop in several places.
- 3 - Please ensure that there is a clearance from any obstructions.



## OUTSIDE RECESS

When the blind is to be fitted outside the recess you need to specify the overall size you require. It is recommended the blind projects at least 75mm (3") over the whole recess

- 1 - Measure and record the width and drop you would like.

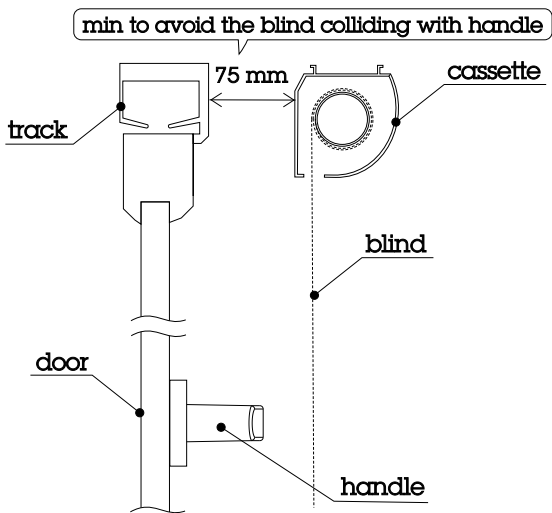
## NOTE

For accuracy it is preferable that all dimensions are taken with a steel tape. Prices include all necessary fixing brackets.

## FITTING OPTIONS

Please choose your option carefully, it is very important so your blind isn't hitting the main handle.

### 1. Recommended installation



### 2. Flush installation

